

Four Pillars of Access

OneRideKC: Regional Transit and Funding Plan

Kansas City Area Transportation Authority

Healthcare - August 30, 2021

Employment - September 1, 2021

Housing - September 1, 2021

Education – September 2, 2021



KCATA



RideKC
STREETCAR™



PARSON
+ ASSOCIATES PA

mySidewalk
HNTB

CATALYST
Communications Group

ATG
ALLIANCE
TRANSPORTATION GROUP

Agenda

- Welcome and Purpose
- Process Overview
- Four Pillars of Access
- Prioritization
- Next Steps



Where We Are

- ❑ Need to make the case for regional investment
- ❑ Need to build on existing foundation
- ❑ Need a road map to success

Where We'll Finish

- ✓ Communication Plan
- ✓ Financial Plan
- ✓ Transit Plan
- ✓ Stakeholder Engagement
- ✓ Case Statement
- ✓ Success Road Map
 - Actionable
 - Milestones
 - Owners



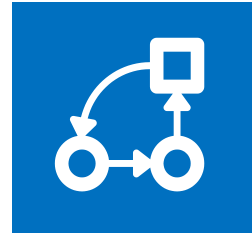
Advisory Committees



Stakeholder Advisory Committee

Role: Executive level advisory and thought-leadership insight to the overall process.

Provide thought leadership to community perception, message development, case statement, and strategy.



Citizens Advisory Committee

Role: Citizens focused advisory to the transit planning process and will ensure voices from the community are heard.


Advise in the development of plans that are responsive to community priorities and equitable transportation.



Financial Task Force

Role: Municipal finance focused on advisory and validation to financial strategies, assumptions and model.

Advise in the development of financial plans and assumptions, assure validity of revenues and costs associated with the long-term funding of the program.



Transit Plan

Foundations:

- Smart Moves 3.0
- RideKC Next
- Next Rail
- Jackson County Commuter Corridors Alternatives Analysis
- North Rail Streetcar Study
- Independence Ave. BRT
- Johnson County Transit Plan
- Vision Metcalf
- North Oak Transit Improvement Study
- North-South Corridor Study
- Forward OP
- Big 5 Transportation Initiative
- Other mobility and community plans

Team of Proven Regional Planning and Funding

Experts:

- Atlanta
- Austin
- Chicago
- Detroit
- Indianapolis
- Tampa

What Success Looks Like:

- Builds from existing foundation
- Serves multiple constituencies
- Answers: Who gets what, when

Tampa Bay Times

Hillsborough voters approve sales tax hikes for transportation, schools improvements


The 30-year transportation measure will add a penny on the dollar to the sales tax and raise about \$276 million per year. Voters were equally enthusiastic about a 10-year, half-cent sales tax for Hillsborough County Schools.



Transportation celebrates at their campaign office in downtown Tampa.

By Christopher O'Donnell
Published Nov. 6, 2018

TAMPA — Hillsborough County voters in Florida on Tuesday to pay for billion-



November's Transit Referendum: A Lot on the Line

MIAMI (UPI) — November's transit referendum is a lot on the line. First, the IndyGo rider votes but won't be able to vote on the referendum. Then, voters will vote on whether to carry for a different route, where the IndyGo rider can't vote. Before the referendum, the IndyGo rider can't vote. But then, it's not just the rider who can't vote. It's the rider who can't vote. It's the rider who can't vote. It's the rider who can't vote.

Austin American-Statesman

Now that voters have said yes, Project Connect's real work starts


Philip Jankowski
Published 12:43 p.m. CT Nov. 6, 2020



Why OneRideKC

- Establish Regional Vision for Mobility
- Improve access to:
 - Employment
 - Healthcare
 - Education
 - Housing

Outcome: Regional Transit and Funding Plan



Employment



Healthcare



Education



Housing

KCATA's Definition of Access

- The % of destinations the average person could access in 60-minute door to door travel.
- Your contributions clarify the populations and destinations that are important to measure.

HEALTHCARE

Name and Organization Mission

- 1. What measurable outcome defines success for your organization?**
- 2. Of these outcomes, which ones do you think can be most positively impacted with improved access?**

Healthcare - Outcomes Definitions

1. **Successful trip – get them to the ride, inside the ride, and going.**; Socialization for those who don't get out, **can also give them transportation to a social event/location**; Getting people to their appointments. Safe and knowledgeable transportation to support improved quality of life for elder populations.
2. Getting people healthcare even when they can't afford it; **medication and treatment compliance – relies on access to consistent transportation.**
3. Addressing any barrier people have when getting healthcare – transportation. **Making it as EASY as possible to access the full spectrum of care.**
4. **Finding ways to increase access** and make more accessible for families in the region, especially those who struggle with healthcare access.
5. Providing outstanding healthcare to all in the region. **Important for workforce to also have transportation to get to KU Med**; parking issues for staff/patients; **keep close eye on patients' visit – including how they got to the appointment.**
6. **Access to safety net hospital and clinic as well as mental health services. Support for people who are medically fragile (i.e. can't stand at bus stop for long); Youth groups that need access to health promotion activity centers; people can get to decision-making meetings to make their voice heard.**
7. **Life expectancy within community** – all the factors that affect that, especially transportation; current CHIP focuses on **social determinants of health** – housing, education; **transportation to healthcare and housing.**
8. **Social determinants of health: any aspect of daily life where there is a systemic denial that affects a person's ability to make good health decisions** (i.e. housing, education, socioeconomic status, transportation, community violence, economic opportunity)
9. Missouri-based measure of health: Missouri Healthcare Score Card – ranked well; US News
10. County Health Rankings – Robert Wood Johnson Foundation. Every county is ranked in the country – compilation of multiple factors, including social determinants of health.
11. Clinic – Outpatient; laboratory, imaging,
12. Number of healthcare providers available in area under healthcare plan; access to particular providers; score access to individual points of healthcare

Healthcare - Outcomes Impacted by Access

1. What are the destinations that need to be served to get to these outcomes?
 - Hospitals (KU, TMC)
 - Access to those who are able to make decision (transportation to polling places)
 - **Clarity around access and destinations where people need to be served and public places where decisions are being made.**

**How would you advise KCATA to
prioritize these outcomes in order
to optimize the impact of mobility
investments?**

Healthcare - Outcomes Prioritized

Ranking:

1. **Access to ensure medication (Rx) and treatment compliance** - near term; review Medicaid data (non-compliance vs incompatible treatment plan)
2. **Life expectancy within community**- near & long term; include metrics such as 4-5 years
3. **Keep close eye on patient's visit(s)** – near term
4. **Access to safety net hospitals, clinics, mental health services and public places where decisions are made** – [combine w/#1](#)
5. **Social determinants and food access** – near term; data sources- County health rankings, Davenport, IA health systems

EMPLOYMENT

Name and Organization Mission

- 1. What measurable outcome defines success for your organization?**
- 2. Of these outcomes, which ones do you think can be most positively impacted with improved access?**

Employment - Outcomes Definitions

- **Outreach to employment pool** – how do we attract more employees from other parts of the City that are discounted due to the commute?
- **Proximity** - How do we help the needs of clients no matter the location? Finding ways for people to be more mobile.
- **Retention** on the job, how much the person makes, career progression. Post-employment measurables. **Access to childcare** is also a measurable.
- Less vehicles in our parking lot. **More sustainable approaches** make a positive impact.
- **Awareness** of transportation opportunities. **Connecting students to opportunities** throughout the city from the respective schools.
- Access to **transit options that are easier and preferable to owning a car.**
- **Improving mobility access for young people** in the core of the city.
- **Connecting jobs to the people** without a long commute for minimum wage.
- Business members being able to **recruit, hire and retain** employees.
- **Connectivity** including access via public transit. Key for companies to choose KC over another city. (Ex: Amazon) Comparing transit times for public transit vs cars.

Employment - Outcomes Impacted by Access

- **Outcomes Impacted by Access**
- **Ecosystem of Transit** - all aspects connected and impact individuals and families (outreach, proximity, retention, sustainability, awareness, connections, options, mobility access, etc.)
- **Connectivity of the transit system** – options and flexibility, accessible to workforce housing; requires investment in the system to impact overall outcomes
- **Availability of Information** – to navigate current transit system; for English as second language populations
- **Employment for Hourly Employees** - Proximity and Travel Time - to/from start to employment; arrival at right time
- **Access to Childcare**
- **Retention** – 4 quarters of continual employment; measure in terms of dollars

**How would you advise KCATA to
prioritize these outcomes in order
to optimize the impact of mobility
investments?**

Employment - Metrics

- Access to Jobs – proximity; shift; trip duration
Access to jobs increases revenue, profits and taxes
- Retention – 4 quarters of continual employment;
measure in terms of dollars
Retaining employees reduces overhead costs in recruiting
- Access to Childcare
Childcare access reduces tardiness
- Articulate outcomes by segment

HOUSING

Name and Organization Mission

- 1. What measurable outcome defines success for your organization?**
- 2. Of these outcomes, which ones do you think can be most positively impacted with improved access?**

Housing - Outcomes Definitions

- **Provide quality, safe housing and residential opportunity to the people served.** Healthcare, employment, any barriers.
- **See a growing residential population downtown; equity of housing – transitional housing to affordable units to market rate.**
- Renters fighting for safe, accessible, and truly affordable housing for all. Ensuring that tenants have adequate protection and that landlords that are abusing properties/tenants are held accountable. People closest to the problems are the best to come up with solutions. **Building more truly affordable housing, preserving existing affordable housing, and not pricing out people who want to live in KC.** Truly Affordable – someone low, middle-income to be able to live there without vouchers. Accessibility to schools in KCMO.
- Housing, health, energy, and equity. **Families we touch with rental, buying homes, repairs, residential assistance to.**
- **Provide housing for extremely, low-income families, i.e. avg income is \$13,000; Extending opportunities for families, employment, healthcare, education, housing.** Providing the connections within the community so that when people are housed they can turn to the other important needs. People housed and how quickly they can be stabilized.
- **People have basic needs met through housing and access to food.** Uplifting the housing first model as the way we administer services and talk about all the other things.
- **Reduce the number of people who are housing burdened in Johnson County.** Housing located near transit.
- Develop housing by rehabbing existing properties. **Decreased blight in neighborhoods. Employment opportunities for those in community.** Work closely with Legal Aide, reStart.
- East-west rail connector needed for housing/transportation development (SW Blvd-Stadium)

Housing - Outcomes Impacted by Access

- **Improved access to employment** - Public transportation necessity – access to employment hubs & time person spends on the bus
- **Transit systems that go to employment centers** (when new development occurs. Engagement with policymakers – How are those people being engaged?)
- **Opportunities to re-densify areas near employment centers** – build new housing units that connect to employment centers; land-use and incentives play a role; w/in 60-minutes travel time zones, improved connections w/in the transit systems
- **Affordable, Safe & Equitable Housing for workers** – along public transit spines (not in suburbs) – define “affordable” using HUD guidelines (30% AMI), SSI, single income, neighborhood median income
- **Increased rent with new developments**
- **Reductions in overall cost of housing & retention of housing** (i.e. rent, utilities, elderly people)

**How would you advise KCATA to
prioritize these outcomes in order
to optimize the impact of mobility
investments?**

Housing – Outcomes Prioritized

- **Improved access to employment:** X% of jobs are accessible via the public transit system.
- **Increased access to safe and affordable housing.**
- **Influencing housing investment in the core.**
- **Reduction in % of household income spent on transportation costs.**

EDUCATION

Name and Organization Mission

- 1. What measurable outcome defines success for your organization?**
- 2. Of these outcomes, which ones do you think can be most positively impacted with improved access?**

Education - Outcomes Definitions

- **Academic achievement**, moving students into college, **prepare students for their life goal** (education - moving into workforce, technical), have neighborhood sites to meet students where they are/live
- **Elimination of achievement gap** of kids in district boundaries and across state, achieve at the same rate
- Want more people to **access information, ideas and materials** – education specific resources
- **Educate more healthcare providers for community**, improve lives of people they serve, increase health outcomes, develop cutting edge research
- **Academic performance** and persistence/progress toward a degree, **community and employee engagement**, student performance
- **Support retention** to focus on education
- **Reliable access** for all students and their families (schedule considerations), **increase equity and diversity**

Education - Outcomes Impacted by Access

- **Elimination of the achievement gap** – finances and transportation are main factors of influence; comparison of data between those who need and those who get
- **Academic performance** – scores on assessments, readiness for life, higher education and next steps (K-12)
- **Retention** – decreasing outside influences that create hurdles to education
- **Achievement** - Access to information, knowledge, community resources, comprehensive and reliable transportation solutions (AM/PM rush hours, more frequent, connectivity of system to the community)
- **Quality of Life outcomes** – allows the exercise of varied interests
- **Jobs and Childcare** – additional wrap-around resources

**How would you advise KCATA to
prioritize these outcomes in order
to optimize the impact of mobility
investments?**

Education – Outcomes Prioritized

- **Elimination of the achievement gap**
- **Access** to resources and information, jobs, childcare
- **Academic performance**
- **Maintain/increase student retention in academic programs**

Next Steps & Questions

David Johnson: djohnson@kcata.org

Dick Jarrold: djarrold@kcata.org

Ehren Bingaman: ehren@transproconsulting.com

#OneRideKC